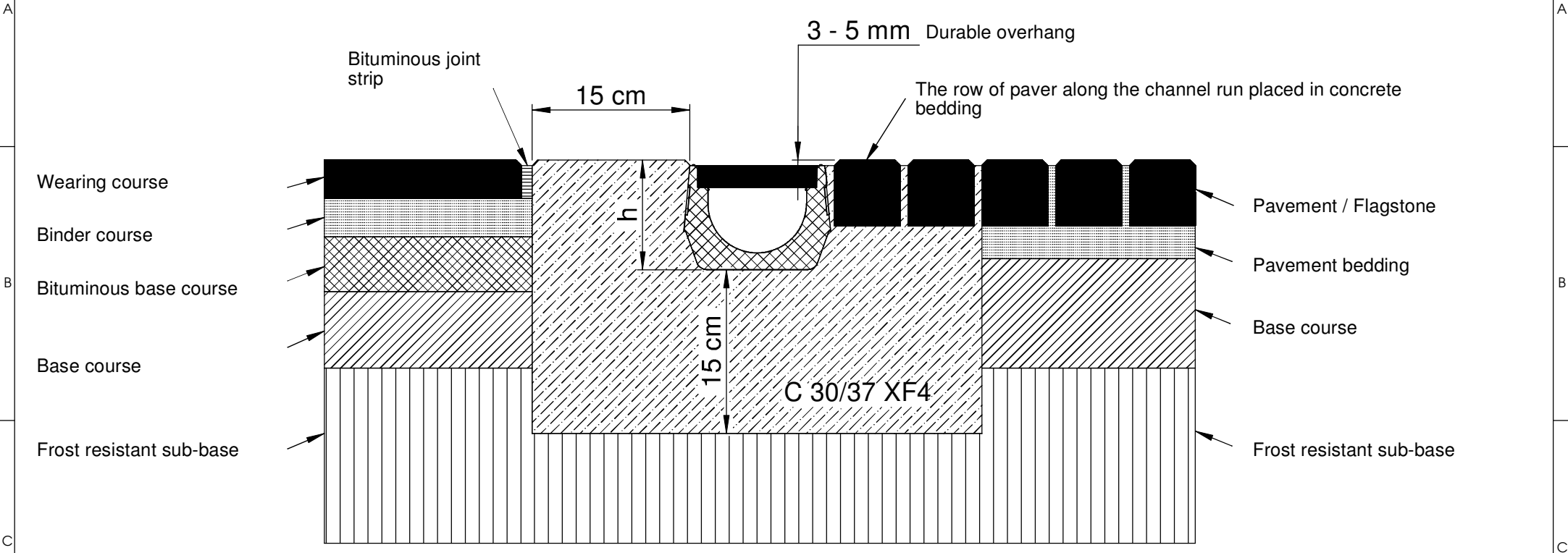



Installation example Car trafficked**

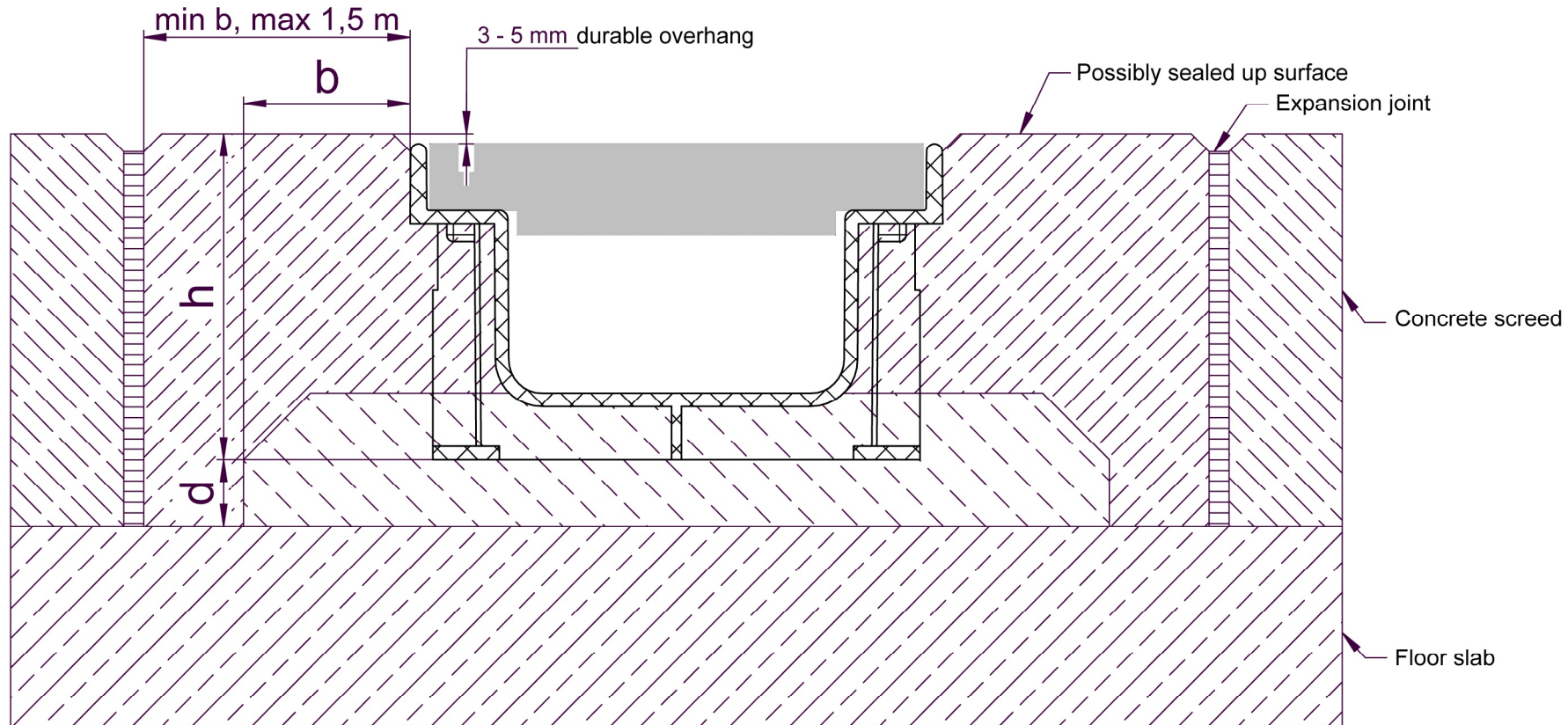


h = Channel height plus camber


Category according to EN 1433 / DIN V 19580		A 15	B 125	C 250	D 400**	E 600	F 900	Applying to following systems: TOP
Foundation: with b / thickness d / height h (in cm)								
The named concrete quality is a minimum quality								
EN 206-1 / DIN 1045-2	without danger of frost on the lateral support							
	with danger of frost on the lateral support							
The installation examples / advise constantly are adapted to the technical conditions. With new editions older expenditures lose their validity. Before planning or installation please verify the current version at www.hauraton.com . In building construction is a sealing layer below the channels necessary.		Condition: 16.11.2009			Our general installation instructions apply.			Format DIN A4
		52_000002443 Einbaubeispiel www						scale 1:5
		RF-Top-90 Einbaubeispiel PKW befahrbar in Asphalt und Pflaster mit Betonläufer						 Unit 4, Frenchs Avenue LU6 1BH Dunstable / Bedfordshire Tel. +44 1582 50 1380 Fax +44 1582 50 1399 technical@hauraton.co.uk

Installation example Concrete screed class A 15 - B 125

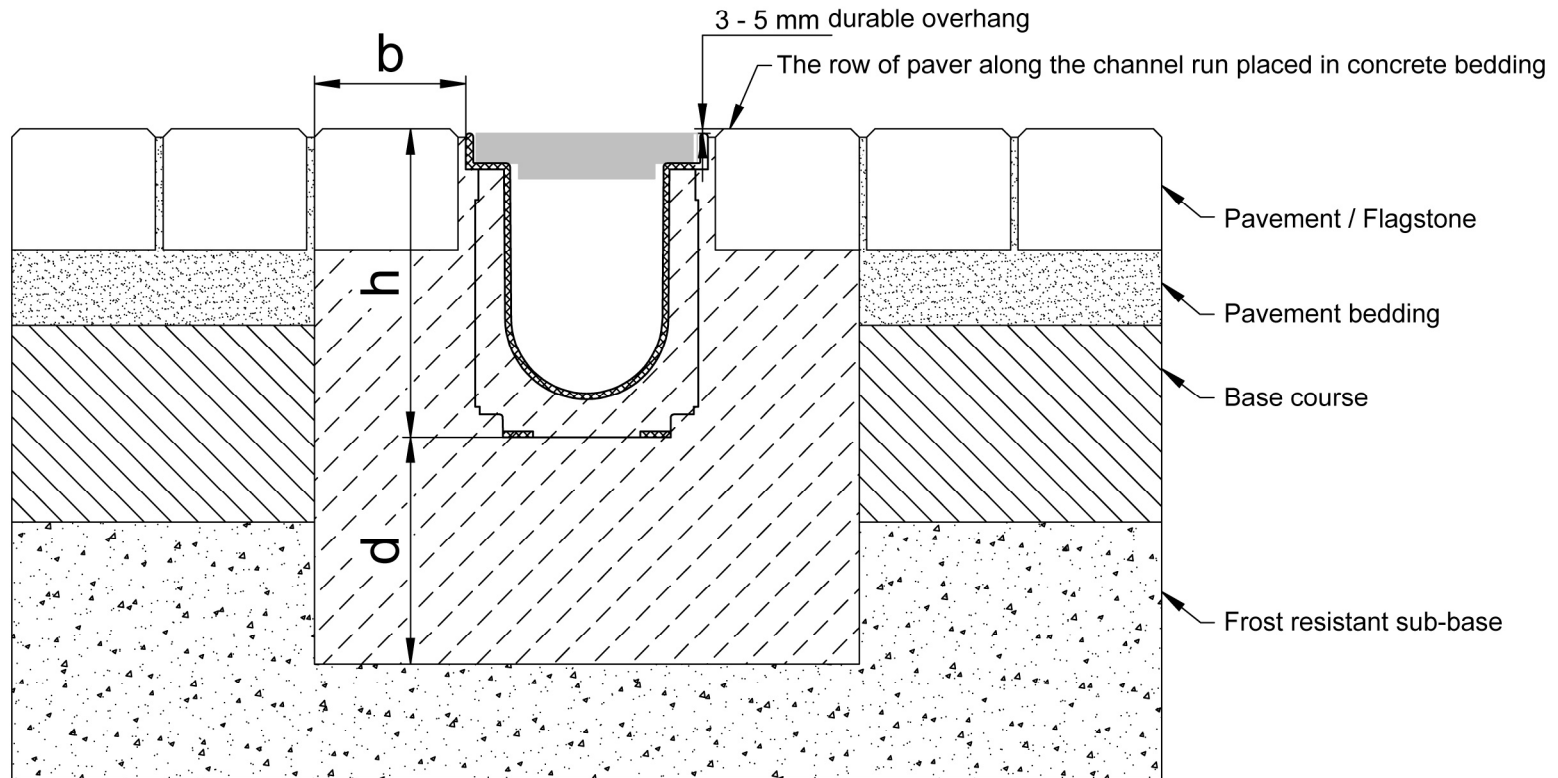
The installation into carriageways of parking spaces is not allowed




* h = Channel height plus camber

Category according to EN 1433 / DIN 19580		A 15	B 125	C 250	D 400**	E 600	F 900	Applying to following systems: RECYFIX PRO 100, Typ 75, Typ 95
Foundation: with b / thickness d / height h (in cm)		5 / 2 / *	5 / 2 / *					
The named concrete quality is a minimum quality								
EN 206-1 / DIN 1045-2	without danger of frost on the lateral support	C 20/25	C 20/25					
	with danger of frost on the lateral support	C 30/37 XD 1	C 30/37 XD 1					
The installation examples / advise constantly are adapted to the technical conditions. With new editions older expenditures lose their validity. Before planning or installation please verify the current version at www.hauraton.com . In building construction is a sealing layer below the channels necessary.		Condition: 27.07.2011			Our general installation instructions apply.			Format DIN A4
** Not for use in continuously frequented areas of carriageway or motorways		84_0000039938 Einbaubeispiel www						scale 1:2
		RF-Flach-PRO-100 Typ 95 Rinnenunterteil 1m Modell 2010_Einbaubeispiel B 125 in Zementestrich (s.a.10_0000023668)						
								Unit 4, Frenchs Avenue LU6 1BH Dunstable / Bedfordshire Tel. +44 1582 50 1380 Fax +44 1582 50 1399 technical@hauraton.co.uk

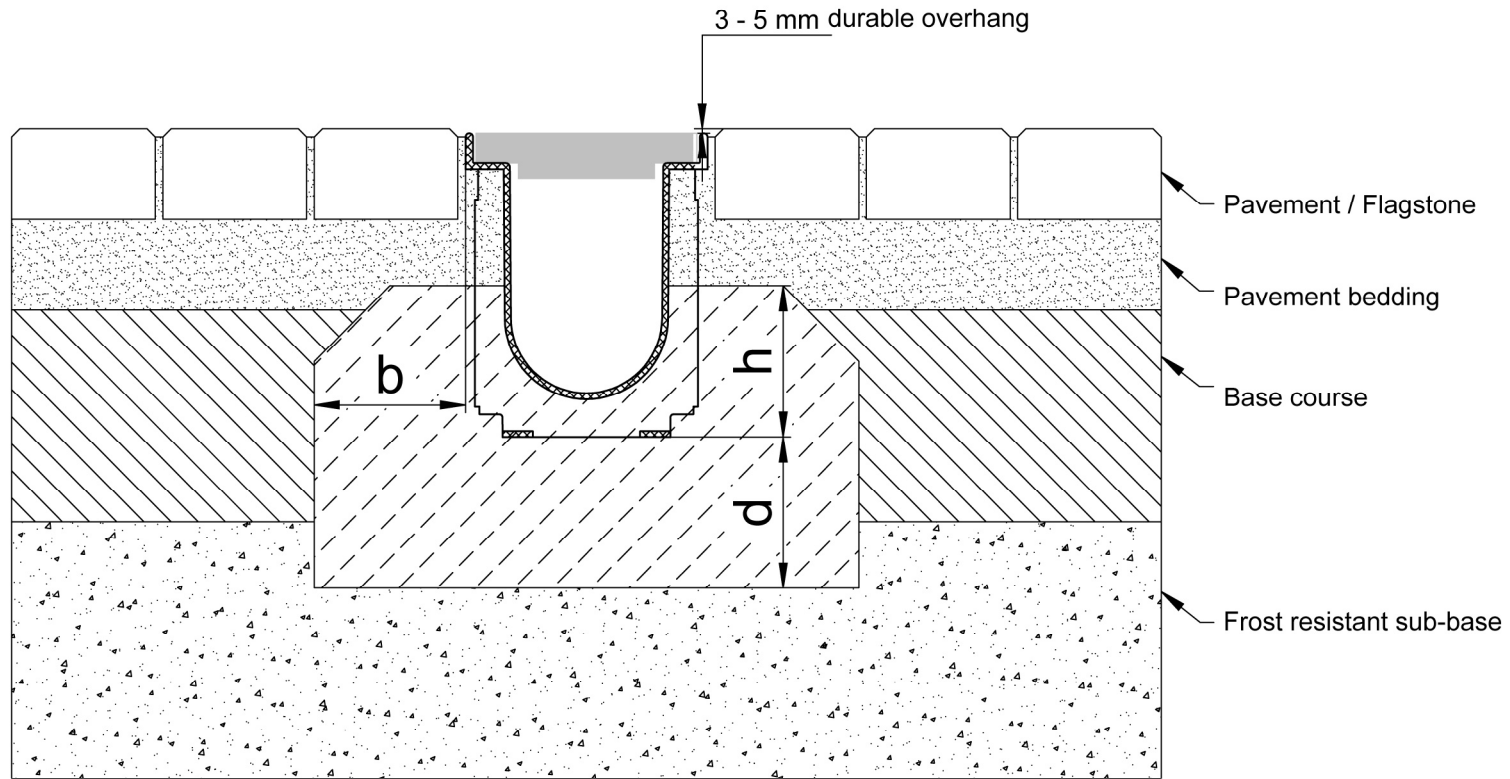
Installation example
Pavement class C 250




* h = Channel height plus camber

Category according to EN 1433 / DIN 19580		A 15	B 125	C 250	D 400**	E 600	F 900	Applying to following systems: RECYFIX PRO 100, 150, 200
Foundation: with b / thickness d / height h (in cm)				10 / 15 / *				
The named concrete quality is a minimum quality								
EN 206-1 / DIN 1045-2	without danger of frost on the lateral support			C 20/25				
	with danger of frost on the lateral support			C 30/37 XD 1				
The installation examples / advise constantly are adapted to the technical conditions. With new editions older expenditures lose their validity. Before planning or installation please verify the current version at www.hauraton.com In building construction is a sealing layer below the channels necessary.		Condition: 21.06.2011			Our general installation instructions apply.			Format DIN A4
** Not for use in continuously frequented areas of carriageway or motorways		84_0000039929 Einbaubeispiel www						scale 1:5
		RF-PRO-100 Typ 010 Rinnenunterteil 1m_Einbaubeispiel Klasse C 250 in Pflaster (s.a. 10_0000023610)						
								 Unit 4, Frenchs Avenue LU6 1BH Dunstable / Bedfordshire Tel. +44 1582 50 1380 Fax +44 1582 50 1399 technical@hauraton.co.uk

Installation example
Pavement class A 15 - B 125



* $h \geq$ Channel height - 10 cm

Category according to EN 1433 / DIN 19580		A 15	B 125	C 250	D 400**	E 600	F 900	Applying to following systems: RECYFIX PRO 100, 150, 200	
Foundation: with b / thickness d / height h (in cm)		10 / 10 / *	10 / 10 / *						
The named concrete quality is a minimum quality									
EN 206-1 / DIN 1045-2	without danger of frost on the lateral support	C 20/25	C 20/25						
	with danger of frost on the lateral support	C 30/37 XD 1	C 30/37 XD 1						
The installation examples / advise constantly are adapted to the technical conditions. With new editions older expenditures lose their validity. Before planning or installation please verify the current version at www.hauraton.com . In building construction is a sealing layer below the channels necessary.		Condition: 21.06.2011			Our general installation instructions apply.			Format DIN A4	 Unit 4, Frenchs Avenue LU6 1BH Dunstable / Bedfordshire Tel. +44 1582 50 1380 Fax +44 1582 50 1399 technical@hauraton.co.uk
		84_0000039932 Einbaubeispiel www						scale 1:5	
		RF-PRO-100 Typ 010 Rinnenunterteil 1m_Einbaubeispiel Klasse B 125 in Pflaster (s.a. 10_0000023520)							